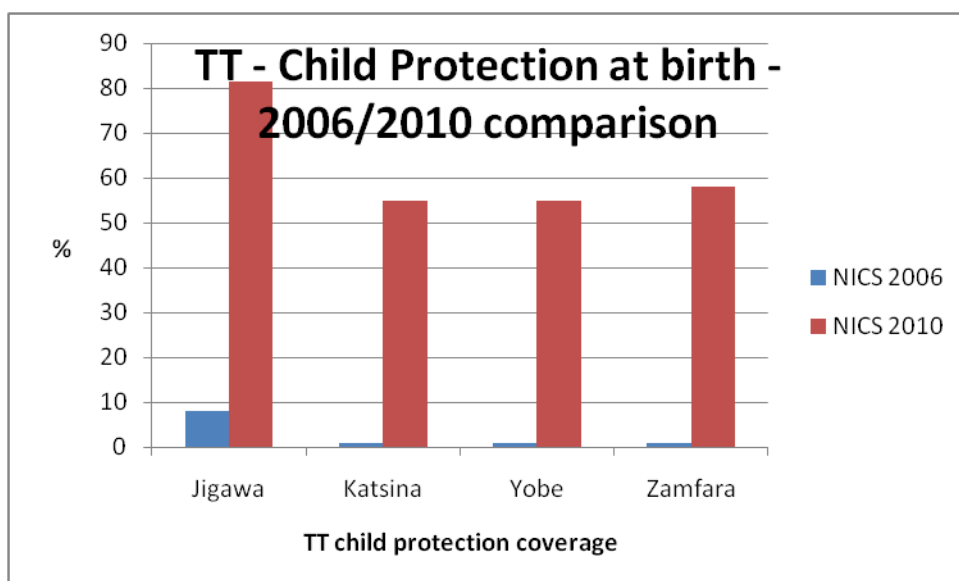
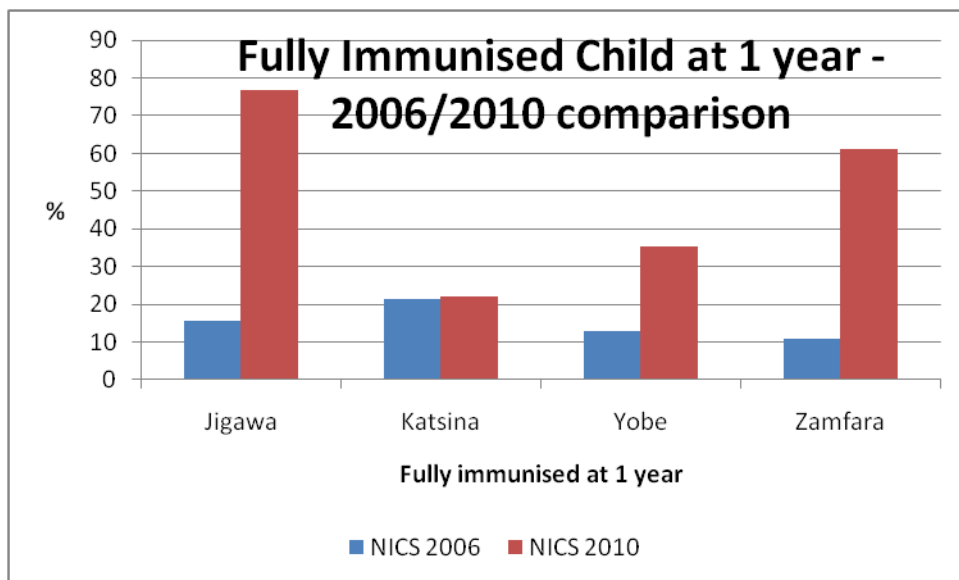




Immunization Coverage – turning the corner in the four PRRINN-MNCH states

Based on the 2010 National Immunization Cluster Survey (NICS2010) data, there has been substantial improvement in immunization coverage in the four states:

- By 2010, 47% of children were fully immunized by 1 year – up from 16% using either NICS2006 data or the 2007 baseline data. This equates to a 314% increase or an additional 222,141 children receiving their full immunizations each year. This also indicates that more children are receiving their immunizations through routine services and not just campaigns.
- Similarly the % of children protected against tetanus at birth rose from 15% (2007 baseline) to 63%. This equates to a 431% rise and an additional 360,072 pregnant women being appropriately immunized each year. If one uses the 2006NICS data the increase is even more astounding – from 3% which is a staggering 2,416% difference.





One can see from the data that some states have performed better than others.

Why has there been this remarkable increase?

An increase in immunization coverage is also an indication of improved immunization systems (e.g. more efficient cold chain, better vaccine management, improved supply) and increased demand.

The Q4 2009 rapid immunization assessment¹ showed considerable improvement in a range of immunization services and activities. It also identified problems that states were addressing throughout 2010.

Results of 2009 Rapid Immunization Assessment compared to 2007 Supply Side Assessment

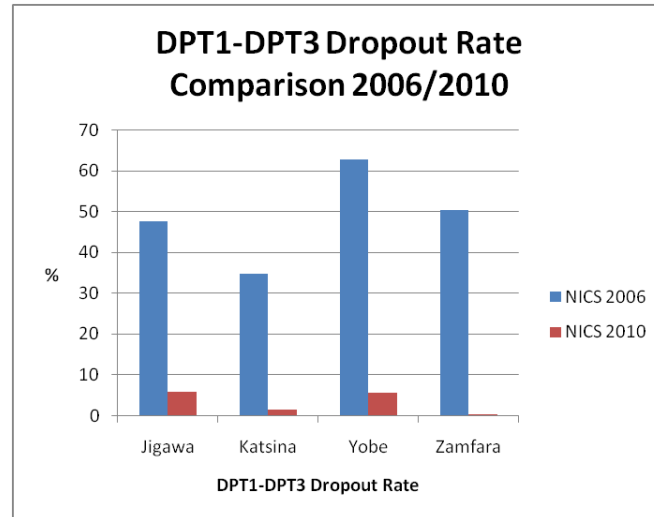
	Jigawa		Katsina		Yobe		Zamfara	
	2007	2009	2007	2009	2007	2009	2007	2009
LGA store stock outs of BCG (% LGAs assessed reporting yes)	38%	25%	14%	0%	83%	38%	50%	25%
LGA store stock outs of TT (% LGAs assessed reporting yes)	100%	25%	43%	0%	83%	75%	50%	50%
HFs reporting store stock outs of BCG (% HFs assessed reporting yes)	74%	50%	32%	65%	52%	38%	48%	25%
HF reporting stock outs of TT (% HFs assessed reporting yes)	61%	13%	19%	25%	52%	50%	17%	0%
The data below was not collected in 2007 but shows comparisons against PRRINN-MNCH milestones/targets								
% of LGAs with 1 month stock of all antigens for previous 3 months		75%		100%		75%		100%
December 2009 M&E milestone	59%							
% of HF with up-to-date microplan		75%		75%		63%		75%
December 2009 M&E milestone	30%							
% of HF with up-to-date monitoring charts		63%		38%		75%		38%
December 2009 M&E milestone	40%							

¹ Rapid Immunization Assessment (Jigawa, Katsina, Yobe, Zamfara) by Obute Joseph and Anne McArthur, technical edit, March 2010

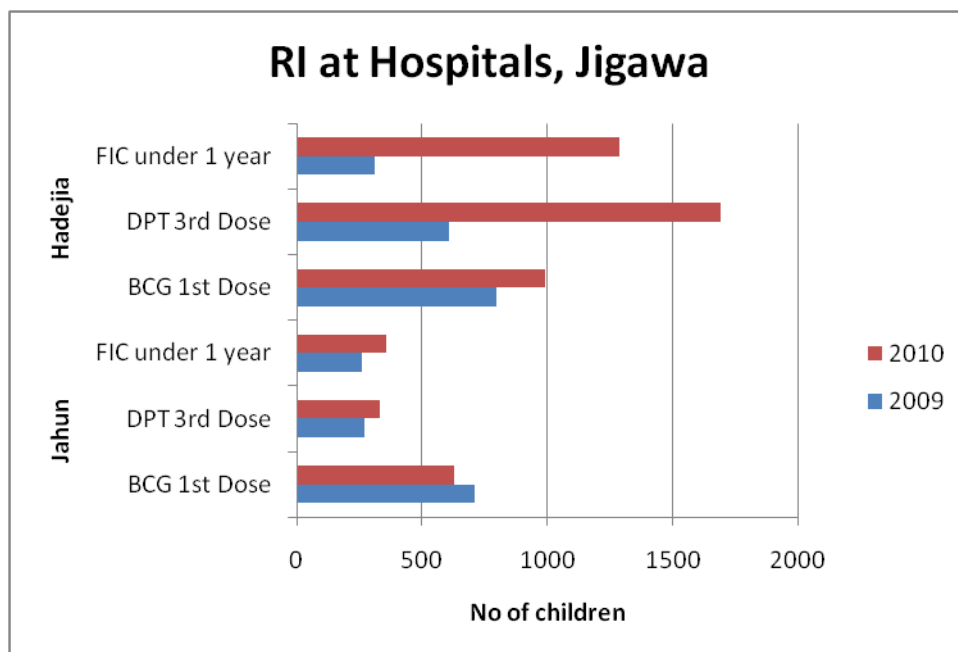


**Partnership for Reviving Routine Immunization in Northern Nigeria;
Maternal, Newborn and Child Health Initiative**

This improvement was confirmed by the NICS2010 study and can be illustrated with the comparison in dropout rates shown below (another considerable improvement shown by the decline in dropout rates).

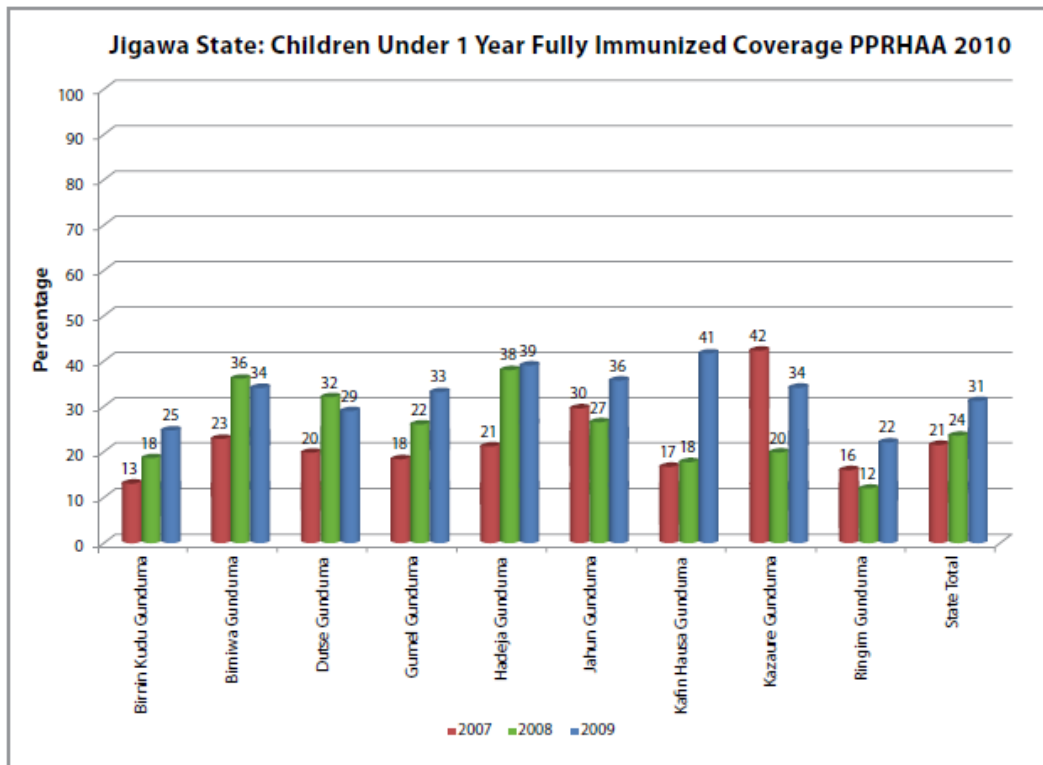


In Jigawa, the 2009 Annual Report commented on missed opportunities for immunization at general hospitals and measures to overcome this. This started in Hadejia hospital and spread to Jahun hospital. Routine HMIS data (shown below) show that in most immunization situations there has been considerable improvement from 2009 to 2010.





Finally, the PPRHAA data has shown a similar improvement in immunization coverage in Jigawa².



What the PPRHAA data illustrates is that there has been an improvement from 2007 to 2009. However, it is not as substantial as reported in the 2010NICS (albeit this is over a year later) and it is not uniform across the Gundumas. This is important for managers as they can then target their resources on the poorly performing Gundumas.

To increase demand, the PRRINN-MNCH programme assisted states to saturate the airwaves with songs and spots promoting the benefits and the timing of RI and the community engagement (CE) strategy showed both government and people that it was possible to raise the level of RI above 60%.

² 2010 Annual PPRHAA Jigawa State, by Sofu Ali-Akpajiak and Salele Abdul, September 2010